

Computer Graphics

Jeng-Sheng Yeh 葉正聖

Ming Chuan University

(modified from Bing-Yu Chen's slides)

Introduction to OpenGL

- General OpenGL Introduction
- An Example OpenGL Program
- Drawing with OpenGL
- Transformations
- Animation and Depth Buffering
- Lighting
- Evaluation and NURBS
- Texture Mapping
- Advanced OpenGL Topics
- Imaging

modified from
Dave Shreiner, Ed Angel, and Vicki Shreiner.
An Interactive Introduction to OpenGL Programming.
ACM SIGGRAPH 2001 Conference Course Notes #54.
& *ACM SIGGRAPH 2004 Conference Course Notes #29.*

What is OpenGL? & What can it do for me?

□ OpenGL is

- a computer graphics *rendering* API
 - generate high-quality color images by rendering with geometric and image primitives
 - create interactive applications with 3D graphics
 - window system independent
 - operating system independent
-

OpenGL as a Renderer

- Geometric primitives
 - points, lines and polygons
 - Image Primitives
 - images and bitmaps
 - separate pipeline for images & geometry
 - linked through texture mapping
 - Rendering depends on state
 - colors, materials, light sources, etc.
-

OpenGL Libraries

- OpenGL core library
 - OpenGL32 on Windows
 - GL on most unix/linux systems
 - OpenGL Utility Library (GLU)
 - part of OpenGL
 - Provides functionality in OpenGL core but avoids having to rewrite code
 - NURBS, tessellators, quadric shapes, etc.
-

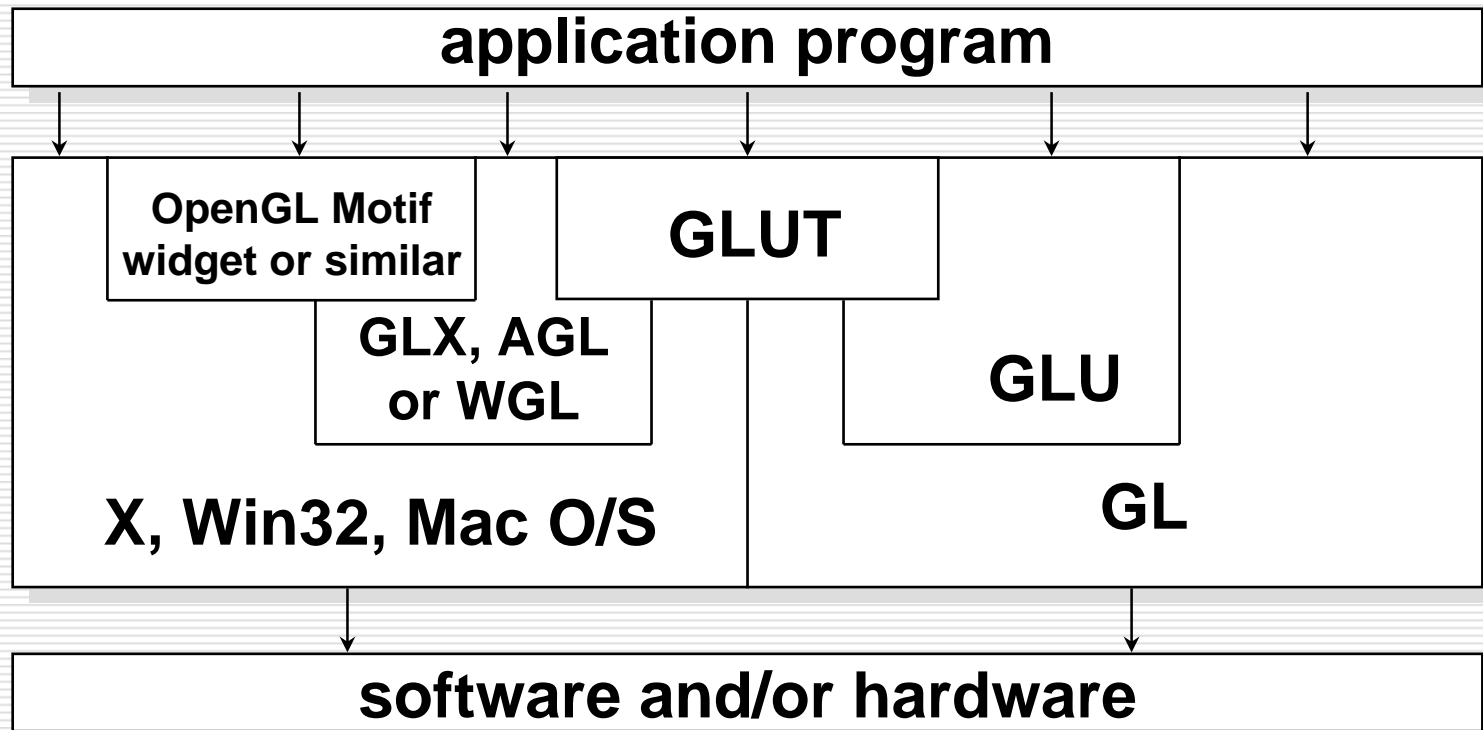
OpenGL Libraries

- Links with window system
 - GLX for X window systems
 - WGL for Windows
 - AGL for Macintosh
 - glue between OpenGL & windowing systems
-

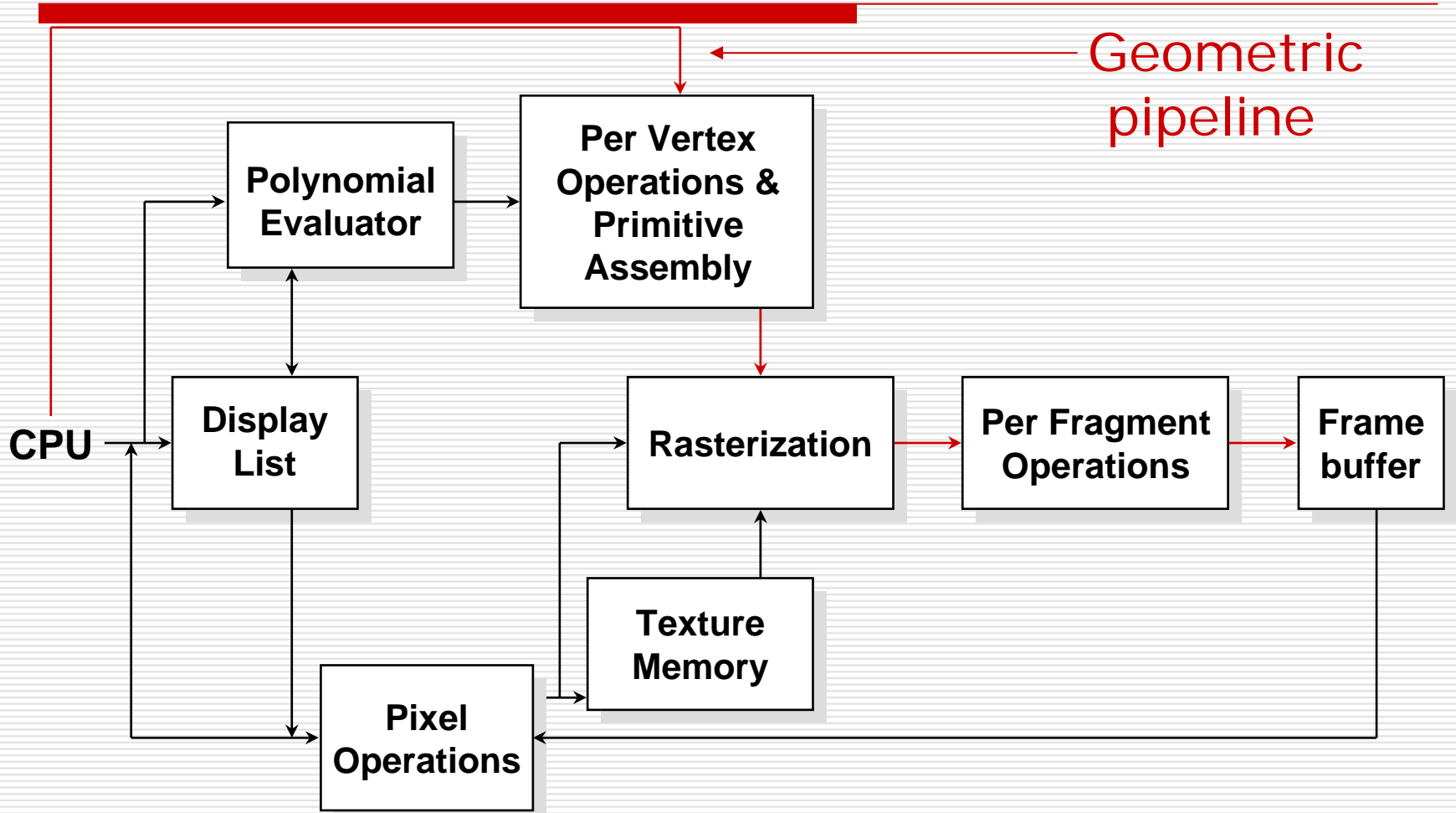
GLUT

- ❑ OpenGL Utility Library (GLUT)
 - Provides functionality common to all window systems
 - ❑ Open a window
 - ❑ Get input from mouse and keyboard
 - ❑ Menus
 - ❑ Event-driven
 - Code is portable but GLUT lacks the functionality of a good toolkit for a specific platform
 - ❑ Slide bars
-

OpenGL and Related APIs



OpenGL Architecture



OpenGL Functions

- Primitives
 - Points
 - Line Segments
 - Polygons
 - Attributes
 - Transformations
 - Viewing
 - Modeling
 - Control
 - Input (GLUT)
-

What is Required for your Programs

□ Headers Files

```
#include <GL/gl.h>  
#include <GL/glext.h>  
#include <GL/glu.h>  
#include <GL/glut.h>
```

□ Libraries

□ Enumerated Types

- OpenGL defines numerous types for compatibility
 - **GLfloat**, **GLint**, **GLenum**, etc.
-

Lack of Object Orientation

- ❑ OpenGL is not object oriented so that there are multiple functions for a given logical function,
 - e.g. `glVertex3f`, `glVertex2i`, `glVertex3dv`,.....
 - ❑ Underlying storage mode is the same
 - ❑ Easy to create overloaded functions in C++ but issue is efficiency
-

OpenGL Command Formats

glVertex3fv(v)

*Number of
components*

2 - (x,y)
3 - (x,y,z)
4 - (x,y,z,w)

Data Type

b - byte
ub - unsigned byte
s - short
us - unsigned short
i - int
ui - unsigned int
f - float
d - double

Vector

omit "v" for
scalar form

glVertex2f(x, y)

OpenGL State

- OpenGL is a state machine
 - OpenGL functions are of two types
 - Primitive generating
 - Can cause output if primitive is visible
 - How vertices are processed and appearance of primitive are controlled by the state
 - State changing
 - Transformation functions
 - Attribute functions
-

The OpenGL Pipeline

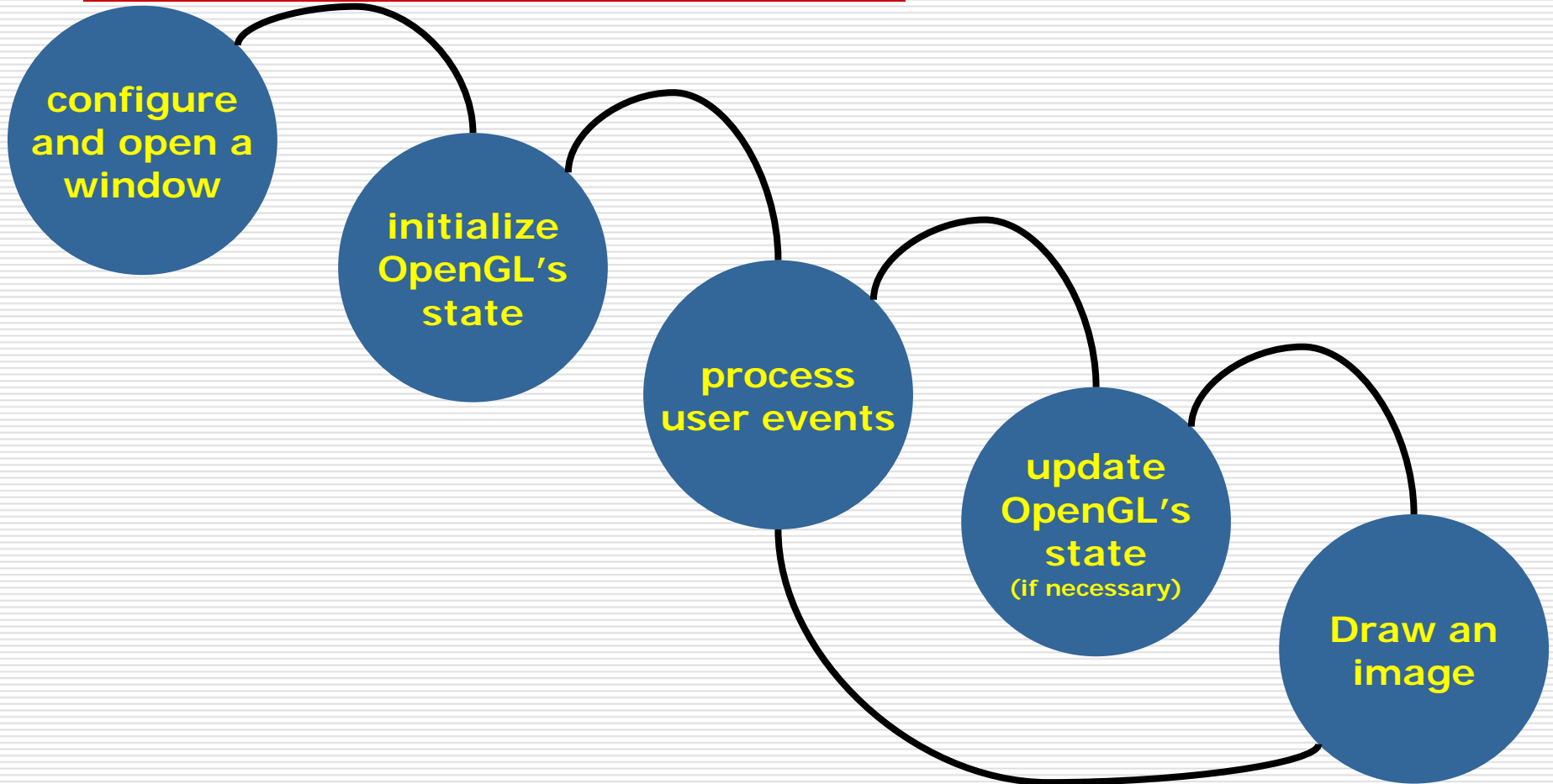


- Processing is controlled by setting OpenGL's *state*
 - colors, lights and object materials, texture maps
 - drawing styles, depth testing
-

GLUT Basics

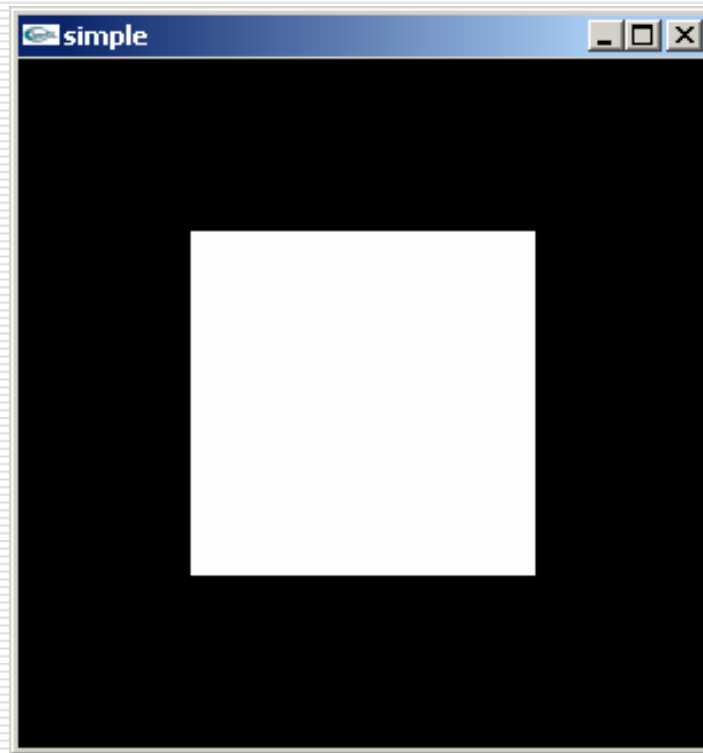
- Application Structure
 - Configure and open window
 - Initialize OpenGL state
 - Register input callback functions
 - render
 - resize
 - input: keyboard, mouse, etc.
 - Enter event processing loop
-

Sequence of Most OpenGL Programs



A Simple Program

- Generate a square on a solid background



simple.c

```
#include <GL/glut.h>
void mydisplay(){
    glClear(GL_COLOR_BUFFER_BIT);
    glBegin(GL_POLYGON);
        glVertex2f(-0.5, -0.5);
        glVertex2f(-0.5, 0.5);
        glVertex2f(0.5, 0.5);
        glVertex2f(0.5, -0.5);
    glEnd();
    glFlush();
}
int main(int argc, char** argv){
    glutCreateWindow("simple");
    glutDisplayFunc(mydisplay);
    glutMainLoop();
}
```

Event Loop

- Note that the program defines a *display callback* function named **mydisplay**
 - Every glut program must have a display callback
 - The display callback is executed whenever OpenGL decides the display must be refreshed, for example when the window is opened
 - The **main** function ends with the program entering an event loop
-

Notes on Compilation

□ Unix/linux

- Include files usually in ../include/GL
 - Compile with -lglut -lglu -lgl loader flags
 - May have to add -L flag for X libraries
 - Mesa implementation included with most linux distributions
 - Check web for latest versions of Mesa and glut
-

Compilation on Windows

- Visual C++ / Borland C
 - Get glut.h, glut32.lib and glut32.dll
 - Create a console application
 - Add opengl32.lib, glu32.lib, glut32.lib to project settings (under link tab)
 - Cygwin (linux under Windows)
 - Can use gcc and similar makefile to linux
 - Use -lopengl32 -lglu32 -lglut32 flags
-

Another Sample Program

```
void main( int argc, char** argv )
{
    int mode = GLUT_RGB|GLUT_DOUBLE;
    glutInitDisplayMode( mode );
    glutCreateWindow( argv[0] );
    init();
    glutDisplayFunc( display );
    glutReshapeFunc( resize );
    glutKeyboardFunc( key );
    glutIdleFunc( idle );
    glutMainLoop();
}
```

OpenGL Initialization

- Set up whatever state you're going to use

```
void init( void )
{
    glClearColor( 0.0, 0.0, 0.0, 1.0 );
    glClearDepth( 1.0 );

    glEnable( GL_LIGHT0 );
    glEnable( GL_LIGHTING );
    glEnable( GL_DEPTH_TEST );
}
```

GLUT Callback Functions

- Routine to call when something happens
 - window resize or redraw
 - user input
 - animation
 - “Register” callbacks with GLUT

```
glutDisplayFunc( display );  
glutIdleFunc( idle );  
glutKeyboardFunc( keyboard );
```
-

Rendering Callback

- Do all of your drawing here

```
glutDisplayFunc( display );
```

```
void display( void )  
{  
    glClear( GL_COLOR_BUFFER_BIT );  
    glBegin( GL_TRIANGLE_STRIP );  
        glVertex3fv( v[0] );  
        glVertex3fv( v[1] );  
        glVertex3fv( v[2] );  
        glVertex3fv( v[3] );  
    glEnd();  
    glutSwapBuffers();  
}
```

Idle Callbacks

- Use for animation & continuous update

```
glutIdleFunc( idle );
```

```
void idle( void )  
{  
    t += dt;  
    glutPostRedisplay();  
}
```

User Input Callbacks

- Process user input

```
    glutKeyboardFunc( keyboard );
```

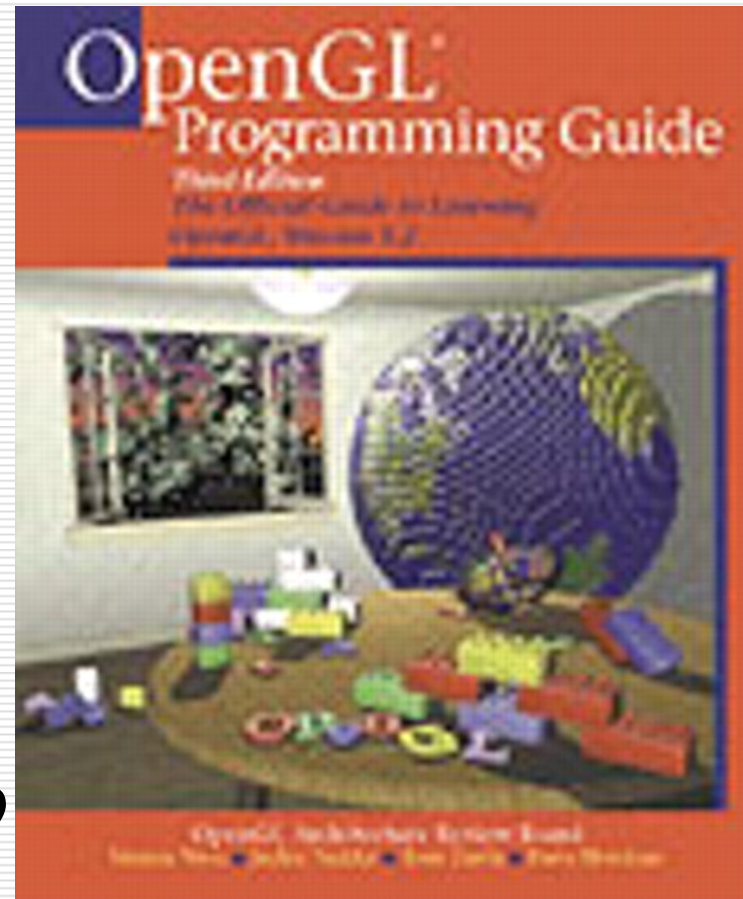
```
void keyboard( unsigned char key, int x, int y )  
{  
    switch( key ) {  
        case 'q' : case 'Q' :  
            exit( EXIT_SUCCESS );  
            break;  
        case 'r' : case 'R' :  
            rotate = GL_TRUE;  
            glutPostRedisplay();  
            break;  
    }  
}
```

On-Line Resources

- <http://www.opengl.org/>
 - start here; up to date specification and lots of sample code
 - <news:comp.graphics.api.opengl>
 - <http://www.sgi.com/software/opengl/>
 - <http://www.mesa3d.org/>
 - Brian Paul's Mesa 3D
 - <http://www.cs.utah.edu/~narobins/opengl.html>
 - very special thanks to Nate Robins for the OpenGL Tutors
 - source code for tutors available here!
-


Books

- M. Woo,
J. Neider,
T. Davis,
D. Shreiner.
*OpenGL®
Programming Guide:
The Official Guide to
Learning OpenGL,
ver. 1.2, 3rd. ed.,*
Addison-Wesley, 1999



Books

- D. Shreiner.
*OpenGL®
Reference Manual:
The Official Reference
Document to OpenGL,
ver. 1.2, 3rd. ed.,*
Addison-Wesley, 1999



Books

- E. Angel.
*Interactive
Computer Graphics:
A Top-Down Approach
with OpenGL™,
3rd. ed.*,
Addison-Wesley, 2002

